

OUTBACK[®] 185

Processes

Stick

Product Number

K2706-2

See back for complete specs

Output Range

50-185A DC Welding
5,700 Watts Peak AC Generator
5,200 Watts Continuous AC Generator

Rated Output Current/Voltage/Duty Cycle

100A DC/25V/100%
130A DC/25V/60%
150A DC/25V/20%

Number of Cylinders

1

HP @ Speed (RPM)

14 HP @ 3,600 RPM

Weight/Dimensions (H x W x D)

295 lbs. (134 kg)
25.6 x 21.8 x 31.5 in
(651 x 553 x 800 mm)

Built for the Outdoors![™]

Great for anyone who needs portable DC stick welding and AC generator power! The Low-Lift[™] grab bars on both ends make lifting the Outback[®] 185 on and off truck beds easy. The compact Outback[®] 185 is easy to start with all engine controls on the front of the machine, and it's easy to use for welding. Use the AC generator power for a variety of applications described below with the large 6.8 gallon (25.7 liter) fuel tank! Plug in a Lincoln Electric POWER MIG[®] 140C or POWER MIG[®] 180C for wire welding too.

FEATURES

- ▶ **Low-Lift[™] Grab Bars (Patent Pending)**
 - More leverage for lifting unit on and off truck beds.
 - Extra protection against product damage.
 - Best in class feature!
- ▶ **All Engine Controls on Front Control Panel**
 - Easy access for starting, especially when mounted on truck beds.
 - Front panel includes electric start switch and engine choke control.
 - Best in class feature!
- ▶ **1-1/4 in. (32 mm) Diameter Rugged Tube Frame**
 - Great for all-around sturdy protection.
 - Best in class feature!
- ▶ **6.8 Gallon (25.7 Liter) Fuel Tank**
 - Less frequent re-fueling, for extended run times.
 - Large fuel fill opening for easy re-fueling too!
 - Best in class feature!
- ▶ **Weld with up to 5/32 in. (4 mm) Stick Electrode**
 - Up to 185 amps of DC output for many applications.
- ▶ **5,700 Watts Peak AC Generator Power (5,200 Watts Continuous).**
 - Many uses! Grinder, work lights, pump, motor starting, or emergency power.
 - Plug in a Lincoln Electric POWER MIG[®] 140C or POWER MIG[®] 180C for wire welding.
 - Plug in a Lincoln Electric Tomahawk[®] 375 Air to cut metal.



APPLICATIONS

- ▶ Service Trucks
- ▶ Fence Contractors
- ▶ Maintenance Crews
- ▶ Farmers
- ▶ Ranchers

INPUT



OUTPUT





Powered By:

KOHLER.



Two Year Extended
Warranty Available in
the U.S.A. and Canada.



THE LINCOLN ELECTRIC COMPANY

22801 St. Clair Avenue • Cleveland, OH • 44117-1199 • U.S.A.
PH: +1.216-481-8100 • www.lincolnelectric.com

LINCOLN[®]
ELECTRIC
THE WELDING EXPERTS[®]

ARC PERFORMANCE

- Up to 185 amps of smooth DC welding output for welding steel, stainless steel, cast iron or hardfacing projects with up to 5/32 in. (4 mm) stick electrode. Choose from a broad range of electrodes including Lincoln Electric Excalibur® 7018 (AWS E7018) and Fleetweld® 5P+ (AWS E6010).
- Single, full range calibrated welding output dial makes it simple to dial in the ideal current for your repair, maintenance or fabrication project. Dial also includes operating ranges for 3/32 in. (2.4 mm), 1/8 in. (3.2 mm) and 5/32 in. (4 mm) electrode.

AC GENERATOR PERFORMANCE

- Delivers up to 21.6 amps continuous power from the 240V AC receptacle, and up to 40 amps continuous power from the two 120V AC duplex receptacles.
- Plug in a low-cost Lincoln Electric POWER MIG® 140C or POWER MIG® 180C compact wire feeder welder directly to an Outback® 185 (no adapters needed) for high-productivity wire welding. Weld with flux-cored or MIG wire on steel and stainless steel. Weld aluminum with the MIG process using the optional Magnum® 100SG spool gun.
- Plug in a Lincoln Electric Tomahawk® 375 Air plasma cutter to cut metal. This product includes an integrated internal air compressor.
- All outlets are circuit breaker protected and have weather protective covers.
- Optional GFCI (Ground Fault Circuit Interrupter) Kit available for additional protection from electric shock.

GENERATOR POWER APPLICATION CHART

Suggested Power Applications	Running Watts (Continuous)	Start-Up Watts ⁽¹⁾ (Peak)
Airless Sprayer - 1/3 HP	600	1,500 - 2,400
Electric Motor - 1 HP	1,000	2,500 - 4,000
Portable Grinder - 7 in.	2,000	
Halogen Work Light	500	
Hand Drill - 3/8 in.	700	
Heater	1,750	
Submersible Pump - 1 HP	1,000	2,500 - 4,000
Sump Pump	600	1,500 - 2,400
Lincoln Electric Wire Feeder/Welder	4,800	
Lincoln Electric Plasma Cutter	5,000	

⁽¹⁾ Equipment with unusually high START-UP WATTS is listed. For start-up of other tabled equipment that uses a motor, allow up to 2 times the RUNNING WATTS shown above. Multiple loads can be used as long as the total load does not exceed 5,200 watts continuous.

Note: Wattage listing is approximate. Check your equipment for actual wattage.

FEATURES



- Low-Lift™ grab bars provide more leverage compared to competitive equipment for lifting the Outback® 185 on and off truck beds and other high surfaces. Grab bars also provide extra protection against product damage.
- 1-1/4 in. (32 mm) diameter rugged tube has holes in base cross members for easy truck mounting.
- Automatic engine idler for greater fuel economy, longer engine life and reduced noise.


- Kohler 14 HP Model CH440 OHV (overhead valve) gasoline engine with:
 - Electric start with recoil start backup for a weak battery.
 - Cast iron cylinder liner for long engine life.
 - Automatic shutdown for low oil level.
 - 3 Year Kohler® engine warranty.
- Electric start switch for easy starts. Switch combines OFF, START and IDLE functions into one simple, compact, easy to use switch.
- Easy to maintain engine with oil changes only every 100 hours. No oil filter to change.
- Hour meter on control panel to monitor run time for scheduled engine maintenance (see next page).
- Noise at rated load:
 - 103.3 dB Sound Power (Lwa)
 - 78.9 dBA Sound Level at 23 ft. (7 m)
- Combination muffler/spark arrestor virtually eliminates spark emissions.

QUALITY AND RELIABILITY

- Welding and AC generator outputs rated at 104° F (40° C).
- Dependability and long life aided by all-copper windings in rotor and stator with high quality insulation.
- Red and black powder paint finish offers increased durability with added protection from rust and corrosion. Ultraviolet resistant to better retain color and gloss.
- Manufactured under a quality system certified to ISO 9001 requirements.
- This equipment meets U.S. EPA EVAP standards for reduced emissions of gasoline vapor.
- Canadian Standards Association (CSA) certified.
- Three-year Lincoln Electric warranty on parts and labor (engine is warranted separately by the manufacturer).

KEY CONTROLS

1. Engine Choke Control (Stainless Steel Cable)
2. Start/Run/Stop Switch
3. Idler Control Switch
4. Engine Hour Meter
5. Output Control Dial
6. 120 Volt AC Receptacles (NEMA 5-20R)
7. 120V Circuit Breakers
8. 240V Circuit Breaker
9. 240 Volt AC Receptacle (NEMA 6-50R)
10. Output Studs
11. Grounding Stud



MACHINE SPECIFICATIONS

Product Name	Product Number	Description	CC Rated Output Current/Voltage/Duty Cycle	Generator AC Power ⁽¹⁾	Dimensions H x W x L inches (mm)	Weight lbs. (kg)
Outback® 185	K2706-2	185 Amp DC Arc Welder with 5,700 Watts Peak 5,200 Watts Continuous AC Power	DC Constant Current 100A DC/25V/100% 130A DC/25V/60% 150A DC/25V/20% Current Range 50-185 A Max. OCV@ 3750 RPM 80V RMS	5,700 Watts Peak 5,200 Continuous 60 Hz, 120V/240V AC ⁽²⁾ Single Phase 100% Duty Cycle Circuit Breaker Protection 120V Duplex Receptacles 20 Amps Each 40 Amps Total ⁽³⁾ 240V Receptacle 21.6 Amps	25.6 x 21.8 x 31.5 (651 x 553 x 800)	295 (134)

⁽¹⁾ When welding, available auxiliary power will be reduced.

⁽²⁾ 120V will operate either 60 Hz, or 50/60 Hz power tools, lights, etc.

⁽³⁾ Circuits cannot be wired in parallel to operate the same device.

ENGINE SPECIFICATIONS

Product Name	Description	Horsepower & Displacement	Ignition	Capacities	Operating Speeds	Fuel Consumption
Kohler® CH440 ⁽⁴⁾	1 Cylinder, 4 Cycle, Overhead Valve Air Cooled, Gasoline Engine Aluminum Alloy, Cast Iron Liner	14 HP @ 3,600 RPM 26.2 cu in (429 cc)	Electric Start with Recoil Start Included, Manual Choke; On/Off Switch	FUEL: 6.8 Gals (25.7 Ltrs) OIL: 1.2 Qts (1.1 Ltrs)	FULL LOAD ⁽⁵⁾ 3,400 RPM HIGH IDLE 3,750 RPM LOW IDLE 2,275 RPM	1.09 Gals./Hr 4.13 Ltrs/Hr 0.45 Gals/Hr 1.70 Ltrs/Hr 0.22 Gals/Hr 0.83 Ltrs/Hr

⁽⁴⁾ Kohler® warranty is three years.

⁽⁵⁾ Continuous AC generator power.

PRODUCT SPECIFICATIONS

Product Name	Product Number	Rated Output Current/Voltage/ Duty Cycle	Output Range	Engine Model	Number of Cylinders	HP @ Speed (RPM)	Dimensions H x W x D inches (mm)	Net Weight lbs. (kg)
Outback® 185	K2706-2	100A DC/25V/100% 130A DC/25V/60% 150A DC/25V/20%	50-185A DC 5,700 Watts Peak 5,200 Watts Continuous	Kohler® CH440	1	14 @ 3,600	25.6 x 21.8 x 31.5 (651 x 553 x 800)	295 (134)

RECOMMENDED ACCESSORIES AND OPTIONS

GENERAL OPTIONS



Accessory Kit

For stick welding. Includes 20 ft. (6.1 m) #6 electrode cable with lug, 15 ft. (4.6 m) #6 work cable with lugs, headshield, filter plate, work clamp, electrode holder and sample pack of mild steel electrode. 150 amp capacity.

Order K875



GFCI Receptacle Kit

Includes one UL approved 120V ground fault circuit interrupter duplex type receptacle and installation instructions. Replaces the factory-installed 120V duplex receptacle. Each receptacle of the GFCI duplex is rated at 20 amps. Maximum total current from the GFCI duplex is limited to 20 amps. Two kits required.

Order K1690-1



Magnum® 100SG Spool Gun

Designed to easily feed 4 in. (102 mm) diameter 1 lb. (0.45 kg) spools of .035 in. (0.8 mm) or .035 in. (0.9 mm) diameter SuperGlaze® aluminum MIG wire. Includes gun, adapter kit, .035 in. (0.9 mm) contact tips (qty. 3), gas nozzle, and a 1 lb. (0.45 kg) spool of SuperGlaze® 4043 .035 in. (0.9 mm) MIG wire. Packaged in a convenient carrying case.

**(Requires POWER MIG® 140C or 180C)
Order K3269-1**



Undercarriage

Puncture-proof (foam filled) tires for durability and easy transport. Long handles with comfortable non-slip grips for easy lifting. Handles fold down for storage when not needed. Convenient holders for wrapping welding output cables.

Order K2722-1



WIRE FEEDER OPTIONS

POWER MIG® 140C

Premium compact wire welder with continuous voltage control for MIG and flux-cored welding. (Maximum output is not available, as current input from the AC generator is limited.) Add the K2532-1 Magnum® 100SG Spool Gun for aluminum MIG welding.

Order K2471-1



PLASMA CUTTING

Tomahawk® 375 Air

Cuts metal using the AC generator power from the engine-driven welder. This product includes an integrated internal air compressor.

Order K2806-1



Lift Bail Kit

Easily installed kit for lifting the machine with a fixed lifting point.

Order K2819-1



POWER MIG® 180C

Premium compact wire welder with continuous voltage control for MIG and flux-cored welding. (Maximum output is not available, as current input from the AC generator is limited.) Add the K2532-1 Magnum® 100SG Spool Gun for aluminum MIG welding.

Order K2473-2



Canvas Cover

To protect the Outback® 185 when not in use. Made from attractive red canvas material that is flame retardant, mildew resistant and water repellent.

Order K2804-1

For best welding results with Lincoln Electric equipment, always use Lincoln Electric consumables.
Visit www.lincolnelectric.com for more details.

CUSTOMER ASSISTANCE POLICY

The business of The Lincoln Electric Company is manufacturing and selling high quality welding equipment, consumables, and cutting equipment. Our challenge is to meet the needs of our customers and to exceed their expectations. On occasion, purchasers may ask Lincoln Electric for information or advice about their use of our products. Our employees respond to inquiries to the best of their ability based on information provided to them by the customers and the knowledge they may have concerning the application. Our employees, however, are not in a position to verify the information provided or to evaluate the engineering requirements for the particular weldment. Accordingly, Lincoln Electric does not warrant or guarantee or assume any liability with respect to such information or advice. Moreover, the provision of such information or advice does not create, expand, or alter any warranty on our products. Any express or implied warranty that might arise from the information or advice, including any implied warranty of merchantability or any warranty of fitness for any customers' particular purpose is specifically disclaimed.

Lincoln Electric is a responsive manufacturer, but the selection and use of specific products sold by Lincoln Electric is solely within the control of, and remains the sole responsibility of the customer. Many variables beyond the control of Lincoln Electric affect the results obtained in applying these types of fabrication methods and service requirements.

Subject to Change – This information is accurate to the best of our knowledge at the time of printing. Please refer to www.lincolnelectric.com for any updated information.

LINCOLN®
ELECTRIC
THE WELDING EXPERTS®